

# LED PLATE LIGHTS

## LED PLATE LIGHTS 平板灯



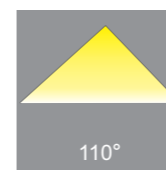
**HR6501**  
24W / 36W

### Product Features :

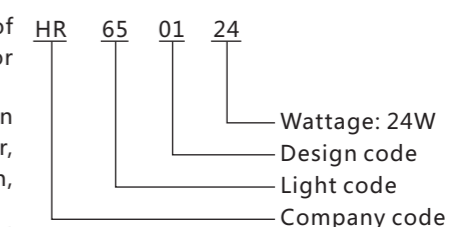
- Side beam design, rapid heat dissipation, external frame is made of high thermal conductivity aluminum alloy, anodization treatment for surface, beautiful and tidy appearance.
- Surface mounting type for high wattages LED particles, application of combined technology of light guide plate and reflector, well-distributed and soft light, no glare, low energy consumption, high luminous efficiency, low power consumption.
- Special lamp source reflector, high luminous efficiency and reflectivity, wide irradiation area, homogeneous illuminance, no directivity.
- External constant current drive power, safe and no interference.

### Application Area :

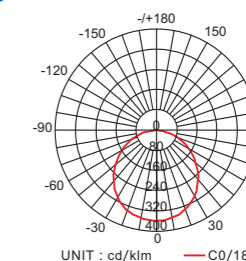
- Widely used in office, hospital, shopping mall, school etc..



### Model :



### Light Distribution Curve :






Model	Power	Luminous flux	Color temperature	Color rendering	Enclosure material	Input voltage	Weight
HR6501-24Z	24W	1920Lm	Natural White	75	PMMA	AC100-240V	3.0kg
HR6501-24N	24W	1750Lm	Warm White	80	PMMA	AC100-240V	3.0kg
HR6501-36Z	36W	2880Lm	Natural White	75	PMMA	AC100-240V	5.0kg
HR6501-36N	36W	2550Lm	Warm White	80	PMMA	AC100-240V	5.0kg



Flush Plate Light Mounting Snap Joint



Flush Plate Light Back

## HR6501 LED PLATE LIGHTS

24W / 36W

