

## Components for BZC Control Stations

### HK Series Control Switches

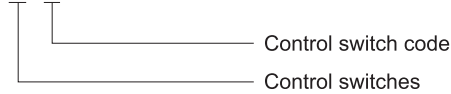


- ◆ Explosion protection to
  - CENELEC
  - IEC
  - NEC
- ◆ Can be used in
  - Zone 1 and Zone 2
  - Zone 21 and Zone 22
  - Class I, Zone 1 and Zone 2
  - Class I, Division 1, Groups A, B, C, D
- ◆ Available in latching and spring-return forms.
- ◆ Different function options.
- ◆ Number of pole: 2P, 3P, 4P, 6P.
- ◆ The switch shall be fitted inside Ex d enclosure.

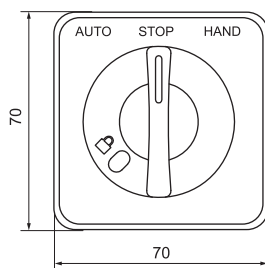
#### ■ Catalogue number logic

HK(K for short)

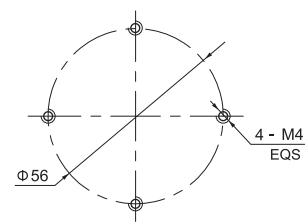
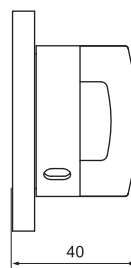
K - □



#### ■ Dimension drawings (all dimensions in mm) - subject to alteration



Rotary actuator



Mounting hole



# Zones 1&2; 21&22

## Components for BZC Control Stations HK Series Control Switches

Selection table				
Switch code	Chart of contact	Equivalent switch	Position (solid line: location; dash line: spring return)	Instruction for equivalent function
a				a. Functional wiring is the same as double buttons with auto-reset function.
b				b. Functional wiring is the same as double buttons; auto-reset after start; lock-stop gear added to avoid mistake operation.
c				c. Button with 2 NO contacts and available at auto-reset function. Suitable for high-voltage engine control circuit or function panel uses switch code "a".
d				d. Low-power switch.
e				e. Function is same as three buttons; able to control engine in forward and backward rotation. FW&BW starting positions can auto-reset.
f				f. Selection switch with stop gear in the intermediate zone.
g				g. Be equal to mounting two buttons and one changeover switch in one axis. Possible to output contact signal or monitoring signal between start and stop.
h				h. Multi-signals transmit gradually.
i				i. Add function of transmitting resultant signal on the base of function panel uses switch code "h".



## Components for BZC Control Stations HK Series Control Switches

Selection table

Switch code	Chart of contact	Equivalent switch	Position (solid line: location; dash line: spring return)	Instruction for equivalent function
j				j. Two positions step; change-over gradually.
k				k. Changeover switch.
l				l. Selection switch with three poles and two launches.
m				m. Three-position changeover switch among auto, manual and start; auto-reset after start; it can convert to auto gear only after passing stop gear.
n				n. Structure is a little different to universal structure of switch code "m"; it directly rotates to auto gear without passing stop gear after starts.
o				o. Double contacts auto reset for start, with lock-stop gear.
p				p. Double contacts for stop, to substitute switch code "a" and "c" for start and stop; auto-reset.
q				q. Stop with double contacts, with lock stop gear; auto-reset after start.
r				r. Double contacts for both start and stop; it is same as universal panel of switch code "a", with auto-reset for start and stop.



## Components for BZC Control Stations HK Series Control Switches

Selection table				
Switch code	Chart of contact	Equivalent switch	Position (solid line: location; dash line: spring return)	Instruction for equivalent function
S				s. Transmit a contact signal before start and stop.
t				t. With lock-stop gear for start and stop to prevent mistake operation; without auto-reset.
u				u. Double-control selection switch.
v				v. Changeover switch for voltage phase-changing and measuring.
w				w. One 2NO auto-reset pushbutton, both left and right are the same.
x				x. Two 2NO auto-reset buttons.



### Dimension drawings (all dimensions in mm) - subject to alteration

