

Cable Glands

DQM-III Series Explosion-proof Cable Glands (Ex d IIC Ex e IIC)
Unarmored Compound Barrier

Cable wiring



Steel pipe wiring

- ◆ Explosion protection to
 - CENELEC
 - IEC
 - NEC
- ◆ Can be used in
 - Zone 1 and Zone 2
 - Zone 21 and Zone 22
 - Class I, Zone 1 and Zone 2
 - Class I, Division 1, Groups A, B, C, D
- ◆ Ex d, Ex e structure; available in stainless steel, nickel plated brass or galvanized carbon steel.
- ◆ With sealing and sealing compound; suitable for unarmored cable.

Technical data

Explosion-proof cable glands

DQM-III (unarmored compound barrier)

Explosion protection

Gas explosion protection
Dust explosion protection

⊕ II 2 G Ex d IIC Gb

⊕ II 2 G Ex e IIC Gb

⊕ II 2 D Ex tb IIIC Db IP66

Certificates

Nemko 10 ATEX 1005X; IECEx CQM 11.0028; RU C-CN.ГБ08.B.00927(CU-TR)
KZ.7500525.22.01.00376 (CU-TR)

Conformity to standards

EN 60079-0, EN 60079-1, EN 60079-7, EN 60079-31
IEC 60079-0, IEC 60079-1, IEC 60079-7, IEC 60079-31

Gland material

Stainless steel, nickel plated brass or galvanized carbon steel

Degree of protection

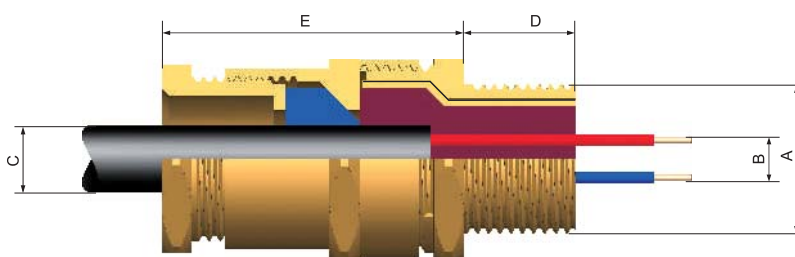
IP66 (IP67 optional)

Ambient temperature

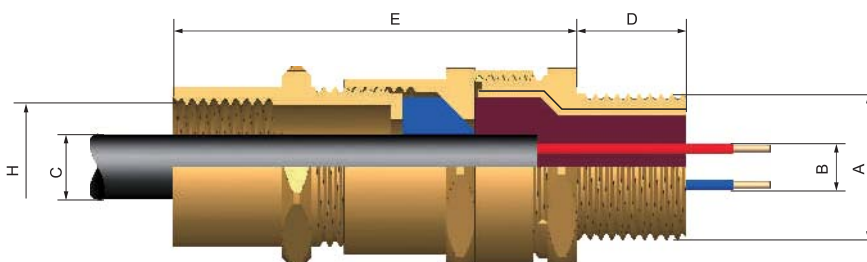
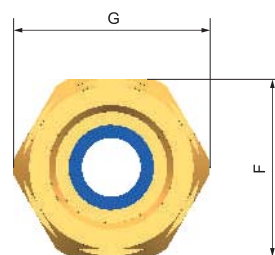
-20°C~+55°C(-60°C~+100°C optional)

Connection thread

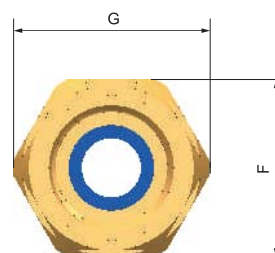
Metric thread is standard type; G thread or NPT thread is optional



Cable wiring



Steel pipe wiring



Cable Glands

DQM-III Series Explosion-proof Cable Glands (Ex d IIC Ex e IIC)

Unarmored Compound Barrier

Selection table of cable wiring

Gland size	Entry thread "A"			Cable outer diameter B (mm)	Cable outer diameter C (mm)		Minimum thread length D (mm)	Nominal protrusion length E (mm)	Across flats F (mm)	Across corners G (mm)	Ordering code	Weight (kg)
	Metric	NPT	G		Max	Min						
20S	M20	1/2"	1/2"	8	4	9	15	59	27	30	710001	0.11
20	M20	1/2"	1/2"	11	7	12	15	59	27	30	710002	0.11
25	M25	3/4"	3/4"	16	11	17	15	62	34	37	710003	0.17
32	M32	1"	1"	21	15	22	19	70	41	45	710004	0.27
40S	M40	1 1/4"	1 1/4"	25	22	27	19	77	51	55	710005	0.50
40	M40	1 1/4"	1 1/4"	25	27	32	19	77	51	55	710006	0.50
50S	M50	1 1/2"	1 1/2"	31	30	36	19	84	65	70	710007	0.70
50	M50	1 1/2"	1 1/2"	31	36	41	19	84	65	70	710008	0.70
63	M63	2"	2"	40	36	41	19	86	72	77	710009	1.10
75	M75	2 1/2"	2 1/2"	50	30	50	19	143	95	100	710010	2.50
90	M90	3"	3"	57	38	57	19	162	110	115	710011	3.00
115	M115	4"	4"	80	48	80	19	167	125	130	710012	4.00

Selection table of steel pipe wiring

Gland size	Entry thread "A"			Entry thread "H"			Cable outer diameter B (mm)	Cable outer diameter C (mm)		Minimum thread length D (mm)	Nominal protrusion length E (mm)	Across flats F (mm)	Across corners G (mm)	Ordering code	Weight (kg)
	Metric	NPT	G	Metric	NPT	G		Max	Min						
20S	M20	1/2"	1/2"	M20	1/2"	1/2"	8	4	9	15	75	27	30	710013	0.16
20	M20	1/2"	1/2"	M20	1/2"	1/2"	11	7	12	15	75	27	30	710014	0.16
25	M25	3/4"	3/4"	M25	3/4"	3/4"	16	11	17	15	75	34	37	710015	0.22
32	M32	1"	1"	M32	1"	1"	21	15	22	19	88	41	45	710016	0.32
40S	M40	1 1/4"	1 1/4"	M40	1 1/4"	1 1/4"	25	22	27	19	95	51	55	710017	0.55
40	M40	1 1/4"	1 1/4"	M40	1 1/4"	1 1/4"	25	27	32	19	95	51	55	710018	0.55
50S	M50	1 1/2"	1 1/2"	M50	1 1/2"	1 1/2"	31	30	36	19	102	65	70	710019	0.75
50	M50	1 1/2"	1 1/2"	M50	1 1/2"	1 1/2"	31	36	41	19	102	65	70	710020	0.75
63	M63	2"	2"	M63	2"	2"	40	36	41	19	104	72	77	710021	1.20
75	M75	2 1/2"	2 1/2"	M75	2 1/2"	2 1/2"	50	30	50	19	161	95	100	710022	2.60
90	M90	3"	3"	M90	3"	3"	57	38	57	19	180	110	115	710023	3.20
115	M115	4"	4"	M115	4"	4"	80	48	80	19	185	125	130	710024	4.20

- Note:**
1. Standard material is nickel plated brass. Stainless steel or galvanized carbon steel is optional. Above weight is based upon nickel plated brass.
 2. Earth lug and shroud on request. See P7/32~33.
 3. Metric threads are 1.5mm pitch as standard, others thread pitch can be customized, please specify when ordering.

